

Metallic Epoxy Flooring Range

epoxy
WAREHOUSE

Metallic and Marble Epoxy Flooring

- Variety of different visual effects
- Easy to clean and maintain
- Environmental friendly
- Hard wearing & durable
- High-end designer floor coating system with a glass like finish
- Comes in a range of colours with endless design possibilities for a unique floor unlike any other

STEPS TO ACHIEVE A SUCCESSFULL METALLIC FLOOR COATING SYSTEM

- 1) Prepare the substrate thoroughly by diamond grinding
- 2) Repair cracks and imperfections using two-pack epoxy fillers
- 3) Apply epoxy primer to the floor and allow the coating to cure
- 4) Apply epoxy base coat and allow to cure
- 5) Apply 100% full solids epoxy mixed with metallic pigments (or solid colour pigments for marble) and the technique/colour combination of your choice then allow to cure
- 6) Apply polyurethane top coat for more protection and allow to cure




For further information, contact us on

Tel: 1300 037 699

Web: www.ultrakote.com.au

Metallic Pigments For Epoxy Flooring



Ash Grey




Silver Pearl



Black Stallion




Bronze Shimmer



Sapphire Blue




Ruby Red



Liquid Gold



Copper Metal



Orange Gemstone



Pine Forest



Violet Affair



Pink Dreams

Metallic Epoxy Flooring Projects



Metallic:
Base Coat:



Metallic: Gun Metal
Base Coat: Charcoal



Metallic: Sapphire Blue
Base Coat: White



Metallic: Silver Pearl
Base Coat: Black



Metallic: Orange Gemstone
Base Coat: Black



Metallic: Silver Pearl
Base Coat: Charcoal



Metallic: Silver Pearl
Base Coat: Charcoal



Metallic: Silver Pearl
Base Coat: Charcoal



Metallic: Liquid Gold
Base Coat: Black



Metallic: Ash Grey
Base Coat: Charcoal




Metallic: Sapphire Blue
Base Coat: White



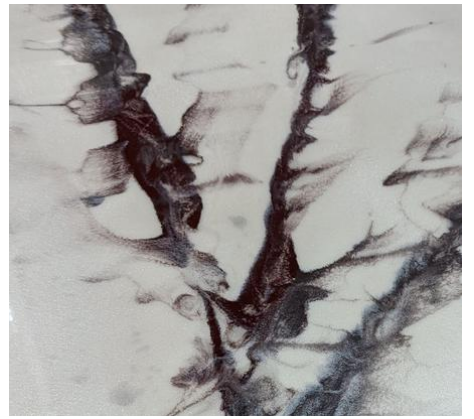
Metallic: Liquid Gold
Base Coat: White




Metallic: Silver Pearl
Base Coat: Black



Metallic: Shades of Red
Base Coat: Black



Metallic: Silver Pearl & Black
Base Coat: White



Metallic: Silver Pearl
Base Coat: Charcoal



Metallic: Mercury Sun
Base Coat: Black



Metallic: Ash Grey
Base Coat: Charcoal

Liquid Epoxy Marble Flooring Projects



Marble: Black & White | Gloss
Base Coat: Black



Marble: White & Oxide Red
Base Coat: White



Marble: White & Grey
Base Coat: White



Marble: White & Charcoal
Base Coat: White



Marble: Ruby Red & Black
Base Coat: Black



Marble: White & Black
Base Coat: White



Marble: White, Grey & Tan
Base Coat: White



Marble: White & Oxide Red
Base Coat: White



Metallic: Black & White | Satin
Base Coat: Black